

# Patient Outcomes

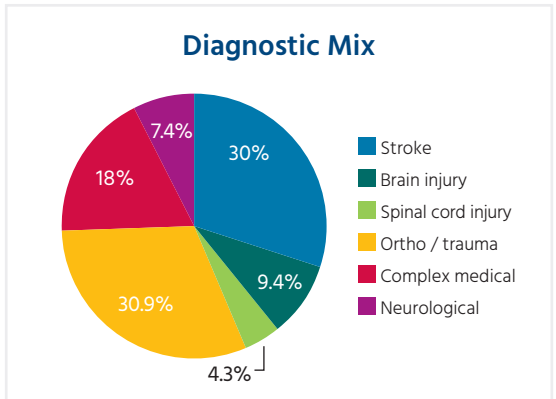
January – December 2020

Northshore Rehabilitation Hospital

In partnership with:

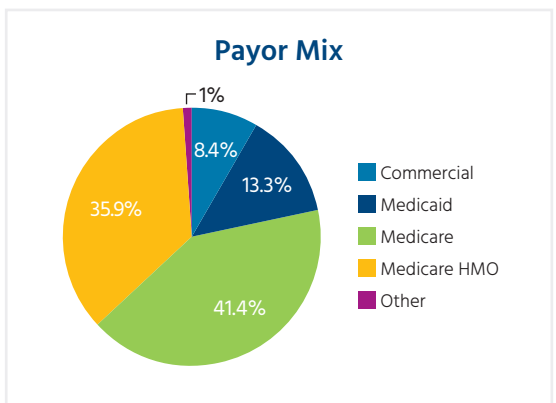
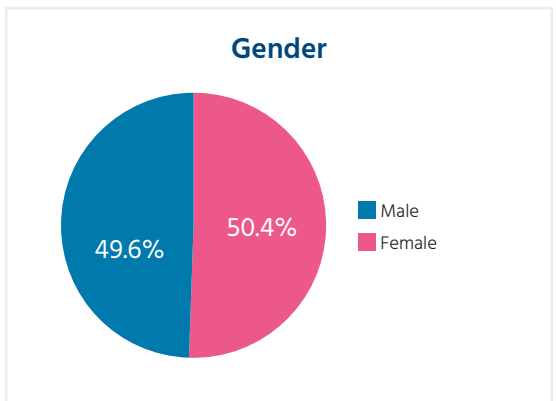


	No. of patients	Average age	Average length of stay	Patient satisfaction
<b>Stroke</b>	153	69.3 years	16.0 days	96.6%
<b>Brain injury</b>	48	68.9 years	13.7 days	94.2%
<b>Spinal cord injury</b>	22	66.9 years	16.6 days	95.6%
<b>Orthopedic / trauma</b>	159	72.3 years	13.0 days	98.6%
<b>Complex medical</b>	92	69.5 years	12.9 days	97.2%
<b>Neurological</b>	38	63.5 years	13.6 days	95.5%
<b>Total/average</b>	<b>512</b>	<b>69.7 years</b>	<b>14.1 days</b>	<b>97.0%</b>



### Discharge Destination

	Home	Skilled nursing	Acute hospital	Other
<b>Stroke</b>	85.0%	4.6%	8.5%	1.9%
<b>Brain injury</b>	91.7%	0%	8.3%	0%
<b>Spinal cord injury</b>	95.5%	0%	4.5%	0%
<b>Orthopedic / trauma</b>	92.5%	0.6%	5.7%	1.2%
<b>Complex medical</b>	85.9%	0%	13.0%	1.1%
<b>Neurological</b>	84.2%	2.6%	13.2%	0%
<b>Total/average</b>	<b>88.5%</b>	<b>1.8%</b>	<b>8.6%</b>	<b>1.1%</b>



Every effort is made to provide an average of three hours of therapy per day, five days per week.