

Patient Outcomes

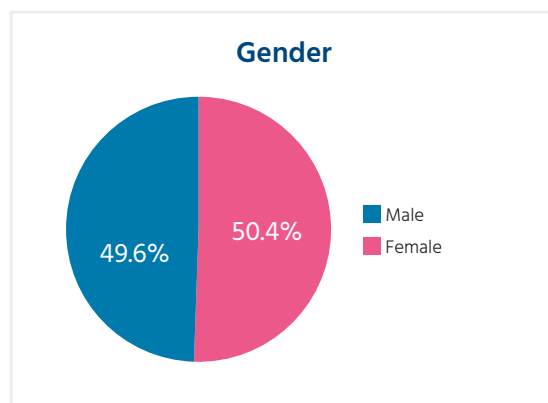
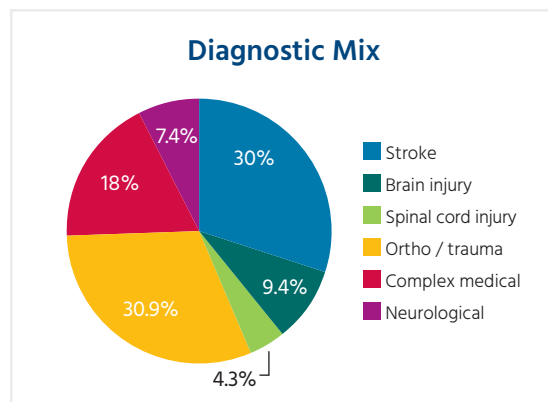
January – December 2020

Northshore Rehabilitation Hospital

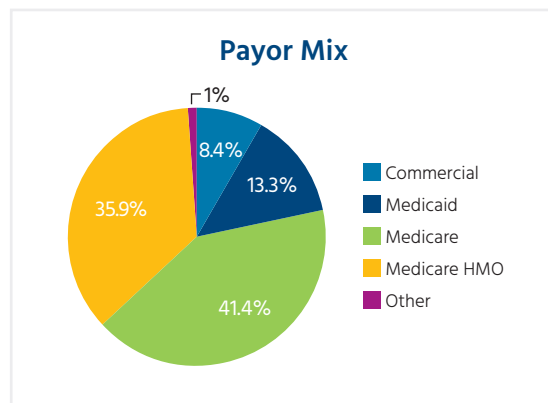
In partnership with:



	No. of patients	Average age	Average length of stay	Patient satisfaction
Stroke	153	69.3 years	16.0 days	96.6%
Brain injury	48	68.9 years	13.7 days	94.2%
Spinal cord injury	22	66.9 years	16.6 days	95.6%
Orthopedic / trauma	159	72.3 years	13.0 days	98.6%
Complex medical	92	69.5 years	12.9 days	97.2%
Neurological	38	63.5 years	13.6 days	95.5%
Total/average	512	69.7 years	14.1 days	97.0%



	Discharge Destination			
	Home	Skilled nursing	Acute hospital	Other
Stroke	85.0%	4.6%	8.5%	1.9%
Brain injury	91.7%	0%	8.3%	0%
Spinal cord injury	95.5%	0%	4.5%	0%
Orthopedic / trauma	92.5%	0.6%	5.7%	1.2%
Complex medical	85.9%	0%	13.0%	1.1%
Neurological	84.2%	2.6%	13.2%	0%
Total/average	88.5%	1.8%	8.6%	1.1%



Our patients receive an average of 3 hours and 20 minutes of therapy per day, five days per week.